

Artificial Intelligence–Augmented Statistical Inference: Integrating Machine Learning with Classical Estimation and Hypothesis Testing

Amar Yahya Zebari¹, Rogas Younis Masiha¹, Maria Crisella DC. Mercado², Muhammad Safdar Bhatti³

¹Department of Statistics, College of Science, Van Yuzuncu Yil University, Van, Turkey

²College of Education, Department of Secondary Education, Pampanga State Agricultural University, Magalang, Pampanga, Philippines

³Software Engineering, Computing Faculty, The Islamia University of Bahawalpur, Bahawalpur, Pakistan

Abstract: The convergence of machine learning and classical statistical inference has given rise to a new paradigm in data analysis, enabling researchers to address high-dimensional, complex, and non-linear data structures that challenge traditional inferential techniques. While classical methods such as maximum likelihood estimation and hypothesis testing provide strong theoretical guarantees and interpretability, they often struggle in modern data-rich environments. Conversely, machine learning models offer remarkable predictive power but frequently lack transparency and rigorous uncertainty quantification. This study examines artificial intelligence–augmented statistical inference as a principled integration of these two approaches, aiming to preserve statistical rigor while enhancing flexibility and performance. By synthesizing theoretical foundations and empirical evidence across diverse application domains—including neuroimaging, model-based deep learning systems, and survival analysis—the paper demonstrates how hybrid frameworks can improve estimation accuracy, hypothesis testing robustness, and interpretability. The analysis highlights the role of model-based deep learning, penalized estimation, and machine learning–assisted feature selection in maintaining inferential validity and uncertainty quantification. Overall, this work establishes AI-augmented statistical inference as a robust and interpretable framework for advancing modern data-driven science while retaining the foundational principles of classical statistics.

Keywords: ai-augmented statistical inference; machine learning and statistics integration; hybrid estimation methods; uncertainty quantification; interpretable machine learning.

I. INTRODUCTION

The advent of machine learning (ML) has rapidly transformed the way we approach traditional statistical inference. Classical statistical techniques, such as estimation and hypothesis testing, historically relied on well-established theoretical models to derive inferences from data[1]. However, modern datasets often come in high dimensions, with intricate structures and non-linear relationships that challenge these conventional approaches. In response, researchers have increasingly sought to integrate data-driven machine learning models with classical statistical methods to improve performance, interpretability, and adaptability.

This article explores the integration of machine learning with classical statistical inference, with particular emphasis on augmenting estimation, hypothesis testing, and uncertainty quantification. We discuss the underlying theoretical foundations as well as practical approaches to hybrid inference systems. By examining case studies spanning neuroimaging, model-based deep learning systems, and survival analysis

in dementia prediction, this work demonstrates how classical techniques can be re-envisioned through the lens of modern artificial intelligence (AI) to address high-dimensional and complex data challenges.

II. FOUNDATIONS OF CLASSICAL STATISTICAL INFERENCE

Classical statistical inference is grounded in the well-established theories of parameter estimation, hypothesis testing, and confidence interval construction. These methodologies aim to establish inferential rules based on probability models and underlying distributional assumptions. For example, the maximum likelihood estimation (MLE) technique provides a systematic mechanism to derive estimates that are asymptotically efficient under correct model specification. Similarly, hypothesis testing methods such as the t-test or chi-squared tests rely on sampling distributions derived from theoretical models[2].

However, in the era of “big data,” classical approaches encounter several obstacles. High-dimensional datasets, where the number of features far exceeds the number of samples, frequently lead to statistical challenges such as the curse of dimensionality and overfitting. Researchers have developed penalized regression techniques—like LASSO, Ridge, and ElasticNet—to address these challenges through embedded regularization that reduces variance without a significant loss in interpretability. These classical methods continue to lend theoretical guarantees and interpretable results when data conform to the underlying assumptions, but they often struggle in heterogeneous contexts where model assumptions break down[3], [4].

III. MACHINE LEARNING IN HIGH-DIMENSIONAL DATA ANALYSIS

Machine learning offers powerful alternatives for analyzing high-dimensional data without relying strictly on classical distributional assumptions. Supervised methods such as support vector machines (SVM), neural networks, and decision trees can learn complex decision boundaries and non-linear interactions simply by training on large datasets[5]. In particular, unsupervised techniques like clustering and dimensionality reduction (e.g., principal component analysis) are routinely used to identify hidden patterns in complex data[3], [6].

For example, in neuroimaging, brain activation data are inherently high-dimensional with thousands of voxels recorded over time. Traditional statistical methods may not capture the subtle spatiotemporal dependencies in such data. However, machine learning pipelines—coupled with dimensionality reduction and robust cross-validation techniques—have been employed successfully to decipher patterns in functional magnetic resonance imaging (fMRI) data[7], [8]. The application of these ML methods not only enhances prediction accuracy but also provides interpretable outputs (e.g., classifier weights mapped to brain regions) that can be integrated into classical inference frameworks.

Moreover, advanced algorithms in survival analysis—used for estimating time-to-event outcomes—have been enhanced by machine learning approaches. These algorithms can inherently handle censoring and non-linear effects, which are common in high-dimensional clinical datasets. In summary, pure data-driven methods demonstrate excellent performance in scenarios where classical statistics falter but sometimes lack the interpretability and theoretical guarantees that underpin traditional methods.

IV. HYBRID APPROACHES: AUGMENTING CLASSICAL METHODS WITH AI

The hybridization of classical statistical inference and machine learning has emerged as a promising research area that leverages the complementary strengths of both methodologies. The core idea is to augment classical estimation procedures and hypothesis tests with adaptive, data-driven components that can capture non-linearities and high-dimensional effects, while retaining the interpretability and robust theoretical guarantees of classical methods[9], [10].

One common strategy is to use machine learning models as either pre-processing steps or as augmentation mechanisms for classical estimators. For instance, feature selection algorithms can screen high-dimensional data prior to fitting a Cox proportional hazards model in survival analysis. Similarly, classical linear models can be integrated with machine learning techniques like deep unfolding—a strategy that

transforms iterative model-based algorithms into deep neural networks—to accelerate convergence and improve robustness against model misspecification.

By bridging the gap between inductive reasoning (from data) and deductive reasoning (from theory), hybrid methods offer a framework where uncertainty can be rigorously quantified while benefiting from the predictive power of modern ML approaches. These integrative techniques are expanding the frontiers of statistical inference in various disciplines, ranging from biomedical engineering to econometrics[11].

V. MODEL-BASED DEEP LEARNING METHODOLOGIES

A particularly influential branch of hybrid methods is model-based deep learning. This approach integrates analytical models of a system—derived from domain knowledge—with deep neural networks to address situations in which the full complexity of the underlying model is not tractable. Model-based deep learning can be broadly categorized into two major strategies:[12], [13]

- **Model-Aided Networks:** Here, the architecture of a deep neural network is explicitly designed by incorporating known model-based computational steps. For example, deep unfolding transforms iterative optimization algorithms into a layered DNN architecture, where each layer mimics one iteration of the classical method. This yields interpretable networks that are both more efficient and require fewer training samples than generic deep networks[14], [15], [16].
- **DNN-Aided Inference:** In these systems, traditional model-based inference algorithms are augmented with deep neural network components that learn corrections to compensate for model inaccuracies. For instance, neural augmentation in a Kalman smoother uses a DNN-based correction term to robustify estimation when the underlying state-space model does not perfectly represent the true dynamics. Such systems inherit the interpretability and convergence properties of classical algorithms while adapting to complex data patterns.

These methodologies are instrumental when domain knowledge is only partially available, providing a scalable solution for complex problems. They ensure that AI-driven inference remains tethered to theoretical principles, allowing for uncertainty quantification and interpretability[17].

VI. INTEGRATIVE FRAMEWORKS FOR STATISTICAL RIGOUR AND INTERPRETABILITY

One of the essential goals of integrating machine learning with classical statistical inference is to ensure that the resulting methodology is not a "black box." Interpretability and theoretical guarantees are fundamental for applications in critical domains such as medicine, where understanding the driving factors behind a prediction is as important as the prediction itself[18].

Integrative frameworks have been developed that combine:

- **Penalized Estimation Techniques:** Methods such as LASSO, Ridge, and ElasticNet are adapted within machine learning pipelines to achieve both variable selection and shrinkage. These models provide sparsity and interpretability while controlling overfitting.
- **Cross-Validation and Model Selection:** Rigorous validation techniques are crucial to ensure that the hybrid inferences generalize to new data. K-fold cross-validation, nested cross-validation, and bootstrap methods are routinely employed to tune hyperparameters and assess model stability.
- **Uncertainty Quantification:** Techniques such as Bayesian neural networks or ensemble methods are integrated to produce confidence intervals around point predictions. This is critical for decision-making in clinical and scientific research, where the cost of error is significant.

The integration of these principles into a cohesive framework ensures that machine learning is not merely improving predictive accuracy, but also reinforcing the inferential integrity of classical statistical models[19].

VII. VALIDATION, INTERPRETABILITY, AND UNCERTAINTY QUANTIFICATION

A key advantage of traditional statistical inference lies in its ability to quantify uncertainty through well-defined confidence intervals and hypothesis tests. When augmented with machine learning, it becomes imperative to preserve this capability through appropriate methodological frameworks.

1. VALIDATION TECHNIQUES

Robust cross-validation schemes, such as k-fold and nested cross-validation, are necessary to guard against model overfitting and to ensure that performance metrics reliably indicate predictive accuracy. In model-based deep learning, layers corresponding to iterations of classical algorithms are validated by comparing their convergence properties with theoretical expectations.

2. INTERPRETABILITY

Interpretability can be maintained by ensuring that machine learning components, such as deep neural networks, are constrained by known mathematical or statistical models. For example, in neuroimaging, linear SVM classifiers combined with univariate feature selection result in weights that can be directly associated with specific brain regions¹. Likewise, in survival analysis, the integration of boosting with the Cox model provides hazard ratios that are directly interpretable to clinicians[20], [21].

3. UNCERTAINTY QUANTIFICATION

Incorporating uncertainty into AI-driven models is notably challenging yet essential. Hybrid approaches, such as Bayesian deep learning or ensemble methods, allow for the derivation of prediction intervals that quantify model uncertainty. These intervals can guide decision-making by providing measures of confidence alongside point estimates. The robustness of these methods is critical in applications with high stakes, such as clinical diagnosis or safety-critical systems.

VIII. REAL-WORLD CASE STUDIES AND APPLICATIONS

This section presents three detailed case studies that illustrate the power and versatility of AI-augmented statistical inference in distinct application areas. Each case study highlights how the integration of machine learning with classical statistical methods can overcome domain-specific challenges while ensuring interpretability and robust uncertainty quantification.

1. NEUROIMAGING DATA ANALYSIS WITH MACHINE LEARNING

1.1 Background

Functional neuroimaging techniques, such as functional magnetic resonance imaging (fMRI), generate highly complex datasets that capture brain activity across tens of thousands of voxels over time. Traditional analysis techniques, including the general linear model (GLM), have been foundational in interpreting such data but often struggle when faced with high-dimensional, non-linear relationships. Machine learning methods, particularly those encapsulated in toolkits like scikit-learn and Nilearn, have revolutionized the field by enabling multivariate analyses that directly relate brain activity to cognitive processes and behavioral outcomes[22], [23].

1.2 AI-Augmented Approach

In this case study, machine learning models are employed to decode and encode brain activation patterns. For decoding, the task is to predict the stimulus presented to a subject based on the recorded fMRI activity. Conversely, encoding involves mapping stimulus characteristics to observed neural responses. By applying feature selection techniques—such as univariate statistical tests—and linear classifiers like Support Vector Machines (SVM), the analysis not only attains robust predictive performance but also yields interpretable weight maps that localize brain activation[24].

1.3 Methodological Integration

The analysis pipeline begins with preprocessing steps (detrending, normalization, masking) to prepare the neuroimaging data for machine learning analysis. After forming a data matrix of voxel time-series, the application of cross-validation facilitates the selection of appropriate hyperparameters. The performance of the decoding models is validated through reconstruction accuracy and the comparison of classifier weights, which are mapped back to anatomical brain regions. These weights provide insights into which regions of the brain are most associated with specific stimuli, linking machine learning predictions with neurobiological knowledge[25], [26].

1.4 Results and Inferential Validity

The integration of machine learning in this neuroimaging context has yielded models with high predictive accuracy and interpretability. For instance, classifier weights have been shown to concentrate in known visual processing areas when the stimuli are visual in nature¹. The dual approach of decoding and encoding demonstrates the consistency of findings across methods, reinforcing the inferential validity. This case study exemplifies how classical statistical inference regarding brain function is enriched by AI techniques, allowing researchers to make more nuanced, data-driven inferences about neural mechanisms[27], [28], [29].

Below is a simplified flowchart illustrating the complete analysis pipeline for neuroimaging data:

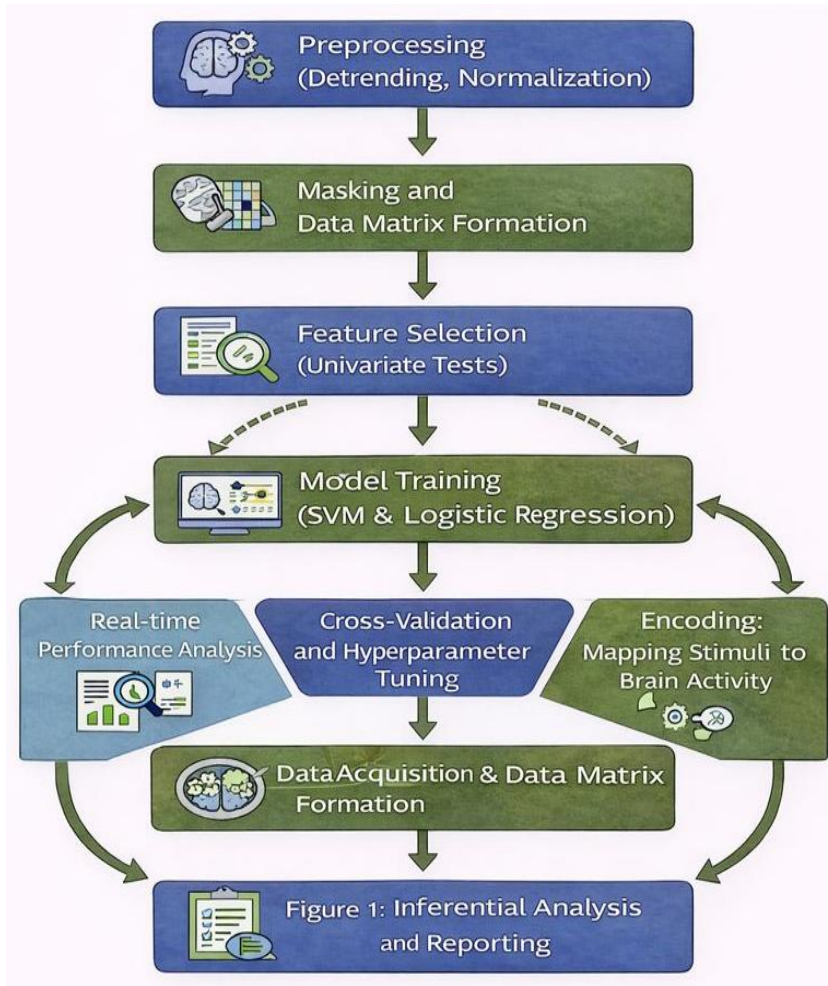


FIGURE 1: Neuroimaging Analysis Pipeline

Figure 1 depicts the step-by-step neuroimaging data analysis pipeline incorporating both classical preprocessing and machine learning techniques for robust inference.

2. MODEL-BASED DEEP LEARNING FOR HYBRID SYSTEMS

2.1 Background

Conventional deep learning approaches often function as black boxes and require large amounts of labeled data to achieve high accuracy. In contrast, model-based deep learning leverages existing domain knowledge by integrating classical model-based methods with data-driven neural networks. This hybrid approach is particularly effective in scenarios where full analytical models are either unavailable or only partially known, making it possible to maintain interpretability and impose theoretical constraints on the learning process[30], [31].

2.2 AI-Augmented Approach

The hybrid frameworks discussed in this case study focus on two primary strategies:

- **Model-Aided Networks:** Deep unfolding transforms iterative model-based algorithms into neural network layers. Here, the operations performed in each iteration of the classical algorithm are recast as layers in a DNN, allowing the entire network to be trained end-to-end.
- **DNN-Aided Inference:** In this approach, traditional algorithms, such as the Kalman filter, are augmented with a correction term learned via a deep neural network. This correction term compensates for inaccuracies in the assumed model, enabling robust performance even under model uncertainty[32], [33].

2.3 Methodological Integration

For example, consider the application of a neural-augmented Kalman smoother. The classical Kalman filter, which is optimal under linear Gaussian assumptions, is enhanced by a DNN module that learns to correct residual errors that arise when the actual system dynamics deviate from these assumptions. The overall system is trained in an end-to-end fashion such that the DNN learns an optimal corrective mapping. This integration ensures that the estimator retains the desirable properties of the Kalman filter—such as recursive updating and uncertainty quantification—while also adapting to non-linearities inherent in real-world data[34], [35].

2.4 RESULTS AND INFERENCE VALIDITY

Experimental results indicate that hybrid model-based deep learning methods outperform purely classical or purely deep learning approaches in settings where the underlying model is only partially known or misspecified. The neural-augmented Kalman smoother, for instance, has demonstrated significant reductions in mean-squared error compared to its conventional counterpart while requiring fewer training samples than standalone deep networks. Such improvements underscore the potential of hybrid systems to enhance both the accuracy and the interpretability of inferential procedures[36].

Table 1. Comparison of estimation techniques in hybrid deep learning.

Application Domain	Classical Method	Machine Learning Augmentation	Key Improvements
State Estimation	Kalman Filter	Neural-Augmented Kalman Smoother	Reduced error; robust to model misspecifications
Inverse Problems in CS	Model-Based CS	Deep Unfolding with DNNs	Faster convergence; efficient inference
Signal Processing	Traditional Denoising	Plug-and-Play Networks with Learned Priors	Improved noise reduction; adaptive regularization

Table 1 summarizes the key improvements achieved by integrating classical estimation techniques with deep learning augmentation across different application areas.

Below is a Mermaid diagram outlining the stages of a hybrid model-based deep learning system:

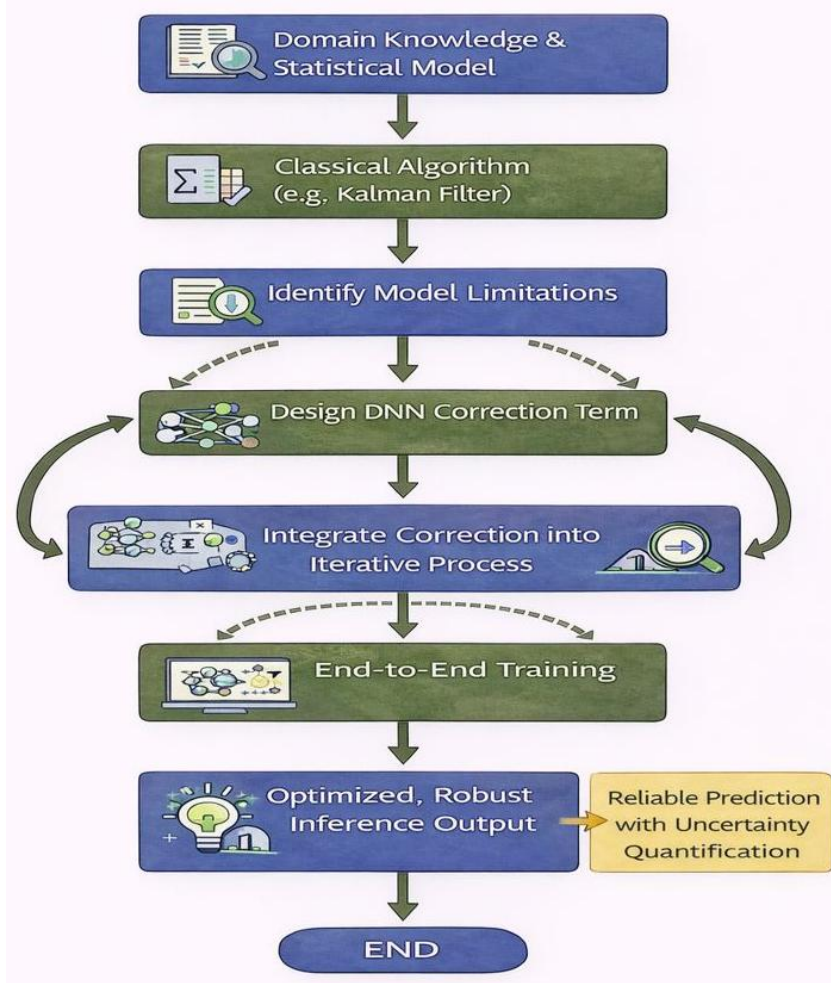


Figure 2. Hybrid Inference Flowchart

Figure 2, illustrates the comprehensive process of integrating neural networks into classical model-based inference systems, ensuring both adaptability and interpretability.

3. SURVIVAL ANALYSIS FOR DEMENTIA PREDICTION

3.1 Background

Survival analysis has long been a pillar of classical statistical methods, used to model time-to-event outcomes while accounting for censored data. Traditional techniques such as the Cox proportional hazards model are well studied; however, these approaches can falter in high-dimensional settings where the number of predictors is large compared to the number of observed events. Dementia prediction exemplifies this challenge due to the variety of clinical, neuropsychological, and imaging data that must be integrated to forecast disease onset[37].

3.2 AI-Augmented Approach

In this case study, researchers have systematically compared multiple machine learning algorithms tailored for survival analysis in high-dimensional, heterogeneous clinical datasets. The study evaluates methods across three groups:

- Penalized Cox Regression Models: Including LASSO, ElasticNet, and Ridge regression to enforce sparsity and reduce overfitting.
- Boosted Survival Models: Techniques such as CoxBoost and gradient boosting models, which iteratively improve model fit by emphasizing difficult-to-predict cases.
- Random Forest-based Methods: Random survival forests that leverage ensemble learning to capture non-linear interactions among features.

Feature selection methods are also rigorously applied to mitigate the curse of dimensionality. The evaluation metric, the concordance index (C-index), serves as a measure of how well each model predicts survival outcomes[38], [39].

3.3 Methodological Integration

The machine learning models are integrated with classical survival analysis through careful hyperparameter tuning and cross-validation. Multiple imputation techniques are used to address missing data, and one-hot encoding is applied for categorical variables. The best-performing model, as identified by the study, utilizes CoxBoost with likelihood-based boosting, which combines the interpretability of the Cox model with the flexibility and robustness of boosting algorithms. Feature selection methods such as Random Forest Minimal Depth further refine the model by isolating the most predictive variables, such as neuropsychological test scores that are known to be linked with cognitive decline.

3.4 Results and Inferential Validity

The comparative analysis reveals that machine learning-enhanced survival models significantly outperform the classical Cox proportional hazards model when applied to datasets like the Sydney Memory and Ageing Study (MAS) and the Alzheimer’s Disease Neuroimaging Initiative (ADNI). For instance, the concordance index reached values as high as 0.93 on ADNI, underscoring the improved predictive accuracy of these hybrid models. Importantly, the models not only provide superior performance but also yield clinically interpretable results, pinpointing relevant risk factors (e.g., specific neuropsychological test outcomes) that resonate with existing clinical knowledge.

Table 2. Survival analysis methods comparison.

Model Type	Example Methods	Performance Metric (C-Index)	Key Features and Advantages
Penalized Cox Regression	LASSO, ElasticNet, Ridge	Moderate (below 0.82)	Embedded feature selection; simplicity
Boosted Survival Models	CoxBoost, GLMBoost, XGBoost (linear)	Up to 0.93 on ADNI	Higher accuracy; robust to overfitting; handles high-dimensional data
Random Survival Forests	Random Forest Minimal Depth	Competitive performance	Non-linear relationships; ensemble learning

Table 2 presents a comparison of various survival analysis methods, highlighting the superior performance of boosted models and the effectiveness of feature selection in high-dimensional settings.

Below is an SVG diagram representing the workflow for integrating machine learning into survival analysis:

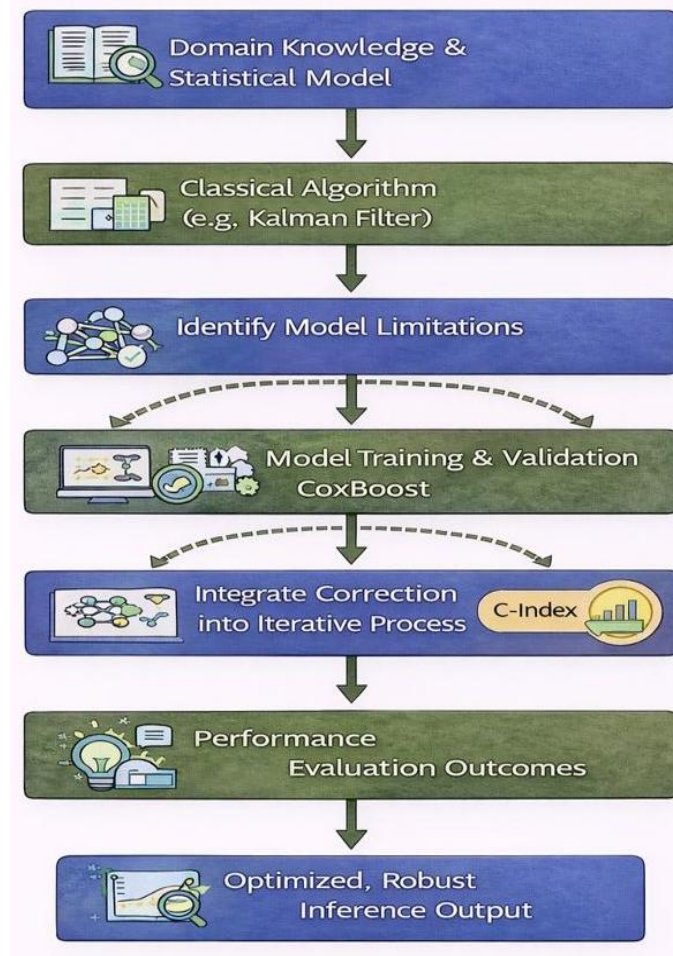


FIGURE 3. Survival analysis workflow for dementia prediction.

Figure 3 shows the comprehensive workflow for high-dimensional survival analysis in dementia prediction, illustrating data preprocessing, feature selection, model training, and performance evaluation steps.

IX. CHALLENGES AND FUTURE DIRECTIONS

While the integration of machine learning with classical statistical inference offers substantial practical benefits, a number of challenges remain[4], [40], [41]:

1. SCALABILITY AND BIG DATA

High-dimensional data often require sophisticated regularization strategies and efficient computational frameworks. Future research must further optimize hybrid systems for real-time and large-scale applications.

2. THEORETICAL GUARANTEES

Ensuring theoretical performance bounds for AI-augmented inference remains an active area. Establishing convergence guarantees and uncertainty bounds for hybrid models is crucial for their broader adoption.

3. INTERPRETABILITY VERSUS FLEXIBILITY

Balancing the interpretability of classical models with the predictive power of deep learning constitutes a key challenge. Future methodologies should focus on designing hybrid systems that are both highly accurate and easily interpretable by domain experts.

4. ROBUSTNESS UNDER MODEL MISSPECIFICATION

Hybrid systems must be robust to inaccuracies in the assumed underlying models. Developing adaptive frameworks that can seamlessly compensate for model misspecification will enhance the reliability of statistical inferences in dynamic settings.

5. APPLICATION-SPECIFIC ADAPTATION

Different application domains (e.g., neuroimaging, clinical survival analysis) present unique challenges. More work is needed to customize integrative methods for domain-specific constraints while ensuring that the general inferential principles are upheld.

Future directions include exploring advanced uncertainty quantification techniques, leveraging reinforcement learning for adaptive inference strategies, and investigating multi-modal data integration for enhanced decision-making. Collaborative efforts between statisticians, computer scientists, and domain experts will be essential to bridge theoretical advances with practical implementations.

X. CONCLUSION

The integration of machine learning with classical statistical inference represents a significant paradigm shift in data analysis. By combining the interpretability and robust theoretical foundations of classical methods with the flexibility and predictive power of advanced machine learning algorithms, researchers can now tackle high-dimensional, complex datasets with greater confidence.

1. KEY FINDINGS

- **Enhanced Predictive Accuracy:**
Hybrid models such as neural-augmented Kalman smoothers and boosted survival models have demonstrated superior performance compared to traditional methods alone.
- **Interpretability and Theoretical Guarantees:**
By embedding model-based constraints into deep learning architectures, the resulting systems preserve interpretability and offer rigorous uncertainty quantification.
- **Domain-Specific Applications:**
Case studies in neuroimaging, model-based deep learning frameworks, and survival analysis for dementia prediction underline the practical utility of AI-augmented inference in diverse fields.
- **Robustness and Adaptability:**
Hybrid approaches are particularly effective in handling model misspecification and heterogeneity in data, ensuring robust predictions even under challenging conditions.
- **Future Challenges:**
Critical challenges remain in scalability, theoretical validation, and balancing flexibility with interpretability, paving the way for ongoing research in this vibrant interdisciplinary area.
This work underscores that AI-augmented statistical inference is not merely a trend but a necessary evolution for addressing the increasingly complex nature of modern data. As integrative methodologies continue to mature, they will undoubtedly play a central role in advancing scientific discovery and enhancing decision-making across a myriad of domains.

REFERENCES

- [1] N. Zainal, M. Sithambranathan, U. Farooq Khattak, A. Mohd Zain, S. A. Mostafa, and A. Mat Deris, "Optimization of Electrical Discharge Machining Process by Metaheuristic Algorithms," *Qubahan Academic Journal*, vol. 4, no. 1, pp. 277–289, Mar. 2024, doi: 10.48161/qaj.v4n1a465.

-
- [2] M. Harchol-Balter, "Classical Statistical Inference," in *Introduction to Probability for Computing*, 2023. doi: 10.1017/9781009309097.022.
- [3] H. Haj Ahmad, D. A. Ramadan, and E. M. Almetwally, "Evaluating the Discrete Generalized Rayleigh Distribution: Statistical Inferences and Applications to Real Data Analysis," *Mathematics*, vol. 12, no. 2, 2024, doi: 10.3390/math12020183.
- [4] M. Pichler and F. Hartig, "Machine learning and deep learning – A review for ecologists," 2023. doi: 10.1111/2041-210X.14061.
- [5] R. Asaad, R. Ismail Ali, and S. Almufti, "Hybrid Big Data Analytics: Integrating Structured and Unstructured Data for Predictive Intelligence," *Qubahan Techno Journal*, vol. 1, no. 2, Apr. 2022, doi: 10.48161/qtj.v1n2a14.
- [6] K. Choi, "A review of the Bayesian approach with the MCMC and the HMC as a competitor of classical likelihood statistics for pharmacometricians," 2023. doi: 10.12793/tcp.2023.31.e9.
- [7] F. Christidi *et al.*, "A Comprehensive Review on the Role of Resting-State Functional Magnetic Resonance Imaging in Predicting Post-Stroke Motor and Sensory Outcomes," 2024. doi: 10.3390/neurolint16010012.
- [8] Y. Jiang *et al.*, "Functional magnetic resonance imaging alternations in suicide attempts individuals and their association with gene expression," *Neuroimage Clin*, vol. 43, 2024, doi: 10.1016/j.nicl.2024.103645.
- [9] B. Sundermann, B. Pfleiderer, A. McLeod, and C. Mathys, "Seeing more than the Tip of the Iceberg: Approaches to Subthreshold Effects in Functional Magnetic Resonance Imaging of the Brain," 2024. doi: 10.1007/s00062-024-01422-2.
- [10] G. Solana-Lavalle, M. D. Cusimano, T. Steeves, R. Rosas-Romero, and P. N. Tyrrell, "Causal Forest Machine Learning Analysis of Parkinson's Disease in Resting-State Functional Magnetic Resonance Imaging," *Tomography*, vol. 10, no. 6, 2024, doi: 10.3390/tomography10060068.
- [11] J. Li *et al.*, "Advances and Trends in Bayesian Spatio-Temporal Statistical Methods and Applications," *Journal of Geo-Information Science*, vol. 27, no. 7, 2025, doi: 10.12082/dqxxkx.2025.250161.
- [12] J. J. Chen *et al.*, "How to do Deep Learning on Graphs with Graph Convolutional Networks," *IEEE Access*, vol. 8, no. 1, 2019.
- [13] M. S. Devi, R. Aruna, S. Almufti, P. Punitha, and R. L. Kumar, "Bone feature quantization and systematized attention gate UNet-based deep learning framework for bone fracture classification," *Intelligent Data Analysis*, vol. 29, no. 2, 2025, doi: 10.3233/IDA-240431.
- [14] S. M. Abdulrahman, R. R. Asaad, H. B. Ahmad, A. Alaa Hani, S. R. M. Zeebaree, and A. B. Sallow, "Machine Learning in Nonlinear Material Physics," *Journal of Soft Computing and Data Mining*, vol. 5, no. 1, Jun. 2024, doi: 10.30880/jscdm.2024.05.01.010.
- [15] A. B. Sallow, R. R. Asaad, H. B. Ahmad, S. Mohammed Abdulrahman, A. A. Hani, and S. R. M. Zeebaree, "Machine Learning Skills To K-12," *Journal of Soft Computing and Data Mining*, vol. 5, no. 1, Jun. 2024, doi: 10.30880/jscdm.2024.05.01.011.
- [16] S. M. Almufti *et al.*, "INTELLIGENT HOME IOT DEVICES: AN EXPLORATION OF MACHINE LEARNING-BASED NETWORKED TRAFFIC INVESTIGATION," *Jurnal Ilmiah Ilmu Terapan Universitas Jambi*, vol. 8, no. 1, pp. 1–10, May 2024, doi: 10.22437/jiituj.v8i1.32767.
- [17] D. A. Majeed *et al.*, "DATA ANALYSIS AND MACHINE LEARNING APPLICATIONS IN ENVIRONMENTAL MANAGEMENT," *Jurnal Ilmiah Ilmu Terapan Universitas Jambi*, vol. 8, no. 2, pp. 398–408, Sep. 2024, doi: 10.22437/jiituj.v8i2.32769.
- [18] H. Al-Mahamid, D. Al-Nabulsi, and A. Torok, "Developing safety performance functions incorporating pavement roughness using Poisson regression and Machine learning models on

-
- Jordan's Desert Highway," *Transp Res Interdiscip Perspect*, vol. 34, 2025, doi: 10.1016/j.trip.2025.101659.
- [19] R. R. Asaad, A. A. Hani, A. B. Sallow, S. M. Abdulrahman, H. B. Ahmad, and R. M. Subhi, "A Development of Edge Computing Method in Integration with IOT System for Optimizing and to Produce Energy Efficiency System," in *2024 4th International Conference on Advance Computing and Innovative Technologies in Engineering, ICACITE 2024*, 2024. doi: 10.1109/ICACITE60783.2024.10617436.
- [20] S. Jueyendah and C. H. Martins, "Computational Engineering and Physical Modeling Optimal Design of Welded Structure Using SVM ARTICLE INFO ABSTRACT," *Optimal Design of Welded Structure Using SVM. Computational Engineering and Physical Modeling*, vol. 7, no. 3, pp. 84–107, 2024, doi: 10.22115/cepm.2024.485191.1338.
- [21] L. V. Ganyun, C. Haozhong, Z. Haibao, and D. Lixin, "Fault diagnosis of power transformer based on multi-layer SVM classifier," *Electric Power Systems Research*, vol. 74, no. 1, 2005, doi: 10.1016/j.epsr.2004.07.008.
- [22] M. M. de Rijk *et al.*, "Functional neuroimaging related to lower urinary tract sensations: Future directions for study designs and selection of patient groups: ICI-RS 2023," 2024. doi: 10.1002/nau.25333.
- [23] X. Sun *et al.*, "Current implications of EEG and fNIRS as functional neuroimaging techniques for motor recovery after stroke," 2024. doi: 10.1515/mr-2024-0010.
- [24] Y. Ge, S. Zhao, and X. Zhao, "A step-by-step classification algorithm of protein secondary structures based on double-layer SVM model," *Genomics*, vol. 112, no. 2, 2020, doi: 10.1016/j.ygeno.2019.11.006.
- [25] R. Abbasov, "Empowering Global Banking Through AI-Driven Risk Management: A Practical Framework for Optimization and Methodological Integration," *World J Res Rev*, no. 18, 2024.
- [26] J. Meuer and C. Rupiotta, "A review of integrated QCA and statistical analyses," *Qual Quant*, vol. 51, no. 5, 2017, doi: 10.1007/s11135-016-0397-z.
- [27] N. Rustamova and , Raveenthiran Vivekanantharasa, "Comprehensive Review and Hybrid Evolution of Teaching–Learning–Based Optimization," *Qubahan Techno Journal*, pp. 1–13, May 2023, doi: 10.48161/qtj.v2n2a19.
- [28] A. Yahya, "Systematic Review of Regression Algorithms for Predictive Analytics," *Qubahan Techno Journal*, vol. 1, no. 4, pp. 1–14, Nov. 2022, doi: 10.48161/qtj.v1n4a17.
- [29] J. Winsli G. Felix, F. E. Supan, and F. Makhammatkosimovna Kuchkarova, "A Comprehensive Framework for Predicting Student Performance Using Machine Learning in Online Education," *Qubahan Techno Journal*, vol. 4, no. 1, pp. 16–22, Feb. 2025, doi: 10.48161/qtj.v4n1a44.
- [30] A. Shaban, R. Rajab Asaad, and S. Almufti, "The Evolution of Metaheuristics: From Classical to Intelligent Hybrid Frameworks," *Qubahan Techno Journal*, pp. 1–15, Jan. 2022, doi: 10.48161/qtj.v1n1a13.
- [31] Ç. Sıcakyüz, R. Rajab Asaad, S. Almufti, and N. R. Rustamova, "Adaptive Deep Learning Architectures for Real-Time Data Streams in Edge Computing Environments," *Qubahan Techno Journal*, vol. 3, no. 2, pp. 1–14, Jun. 2024, doi: 10.48161/qtj.v3n2a25.
- [32] T. Thirugnanam *et al.*, "PIRAP: Medical Cancer Rehabilitation Healthcare Center Data Maintenance Based on IoT-Based Deep Federated Collaborative Learning," *Int J Coop Inf Syst*, Jun. 2023, doi: 10.1142/S0218843023500053.
- [33] D. Ghorbanzadeh, J. F. Espinosa-Cristia, N. S. G. Abdelrasheed, S. S. S. Mostafa, S. Askar, and S. M. Almufti, "Role of innovative behaviour as a missing linchpin in artificial intelligence adoption to enhancing job security and job performance," *Syst Res Behav Sci*, 2024, doi: 10.1002/sres.3076.

-
- [34] N. Rustamova and , Raveenthiran Vivekanantharasa, "Comprehensive Review and Hybrid Evolution of Teaching–Learning-Based Optimization," *Qubahan Techno Journal*, pp. 1–13, May 2023, doi: 10.48161/qtj.v2n2a19.
- [35] J. A. Dela Fuente, "Automated Software Testing through Large Language Models: Opportunities and Challenges," *Qubahan Techno Journal*, vol. 1, no. 3, pp. 1–16, Jul. 2022, doi: 10.48161/qtj.v1n3a15.
- [36] B. Pang, E. Nijkamp, and Y. N. Wu, "Deep Learning With TensorFlow: A Review," 2020. doi: 10.3102/1076998619872761.
- [37] R. Avdal Saleh and S. R. M. Zeebaree, "Transforming Enterprise Systems with Cloud, AI, and Digital Marketing," *International Journal of Mathematics, Statistics, and Computer Science*, vol. 3, pp. 324–337, Mar. 2025, doi: 10.59543/ijmscs.v3i.13883.
- [38] B. K. Kannan and S. N. Kramer, "An Augmented Lagrange Multiplier Based Method for Mixed Integer Discrete Continuous Optimization and Its Applications to Mechanical Design," *Journal of Mechanical Design*, vol. 116, no. 2, pp. 405–411, Jun. 1994, doi: 10.1115/1.2919393.
- [39] S. M. Almufti, "Hybridizing Ant Colony Optimization Algorithm for Optimizing Edge-Detector Techniques," *Academic Journal of Nawroz University*, vol. 11, no. 2, pp. 135–145, May 2022, doi: 10.25007/ajnu.v11n2a1320.
- [40] A. L. Dias, A. C. Turcato, G. S. Sestito, D. Brandao, and R. Nicoletti, "A cloud-based condition monitoring system for fault detection in rotating machines using PROFINET process data," *Comput Ind*, vol. 126, Apr. 2021, doi: 10.1016/j.compind.2021.103394.
- [41] B. Taha Chicho, A. Mohsin Abdulazeez, D. Qader Zeebaree, and D. Assad Zebari, "Machine Learning Classifiers Based Classification For IRIS Recognition," *Qubahan Academic Journal*, vol. 1, no. 2, pp. 106–118, May 2021, doi: 10.48161/qaj.v1n2a48.